



# Enabling Success in Combat: An Integrated Approach to Energy and Capability Development

Operational energy is **energy required for training, moving, and sustaining military forces and weapons platforms for military operations**, and includes energy used by ships, aircraft, combat vehicles, and tactical power generators.

Jim Caley  
Director for Operational Energy  
Department of the Navy  
Given at: Naval Post Graduate School  
March 2024



# Agenda

- Current Operational Energy
- China and Energy
- The SECNAV view
- The Future
- Training and Education – how it effects OE
- How NPS is enabling solutions
- The path forward

***Operational energy is energy required for training, moving, and sustaining military forces and weapons platforms for military operations, and includes energy used by ships, aircraft, combat vehicles, and tactical power generators.***



# Energy: Get it done!



- Increasing logistics tail
- Unnecessary readiness costs
- Overusing equipment ahead of its lifecycle
- Non-deployable capabilities on subs and ships
- Using more power than we need
- Insufficient capability

*Are we a credible force?*



# Historical Perspective

## WWII Pacific Theatre

1. Logistics challenges were extreme and played a major factor in multiple key battles
2. WWII was a high casualty conflict. 4,400 allied troops killed in a single day
3. Adversary intentionally avoided targeting logistics chains
4. The U.S. entered the war producing 70% of ships globally
5. The U.S entered the war with 380 ships, and exited the war operating 7,601 ships. In San Francisco alone, shipyards produced 1,400 vessels over a 1,365 day period.

## Iraq & Afghanistan

1. Logistics challenges were moderate and U.S superiority on the ground minimized impact
2. Iraq & AFG resulted in 7,054 Americans killed over a 20 year period.
3. Adversary intentionally targeted logistics chains using IEDs

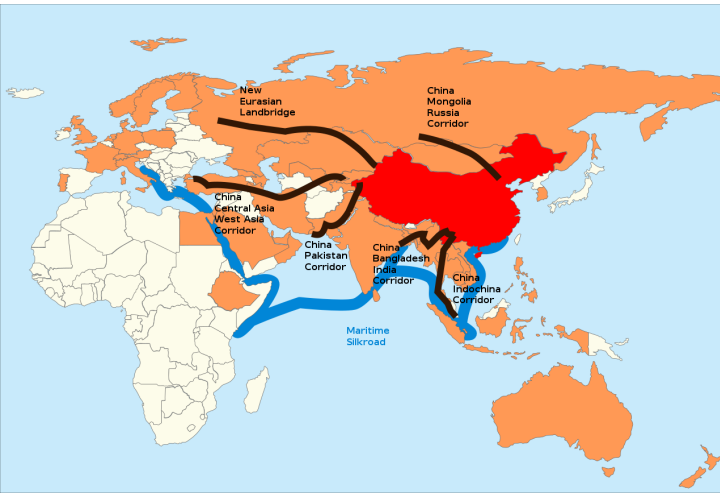
## Future Conflict

1. Logistics challenges are projected to be the most challenging in history
2. Two modern military powers clashing may result in extremely high casualties.
3. Adversary intentionally targeting logistics chains using missiles (including hypersonics)
4. The U.S presently has 298 ships, and builds a rate of 3? Navy/CG ships and 5 commercial ships per year (0.36% of global shipbuilding).
5. Asymmetric warfare is going to sea – See Yemen, Ukraine

To produce the number of ships the U.S. built in WWII would take the current U.S. Maritime industrial base **760** years



# Two Perspectives China and Energy



- Belt Road Initiative

- Expand Chinese Trade
- Provide Aid without interference
- China recognizes that it needs energy to be successful
  - Energy infrastructure
  - Naval bases to assure SLOCs



- Competition expanding to Conflict: China Perspective

- China's territorial claims includes offshore oil
- 'Attack alliances, then attack logistics.' –Sun Tzu
- "Fighting the Fight that Fits One's Weapons" and "Making the Weapons to Fit the Fight" – Qiao Liang and Wang Xiangsui





# China controls global battery supply chains

Raw Minerals

Processed Materials

Active material/ Components

Cell

Battery Pack

Weapon/ Platform

### Stage One: Extraction

	EU	USA	China
Nickel	8%	0%	31%
Cobalt	0%	0%	1%
Graphite <sup>1</sup>	1%	0%	65%
Lithium	0%	1%	9%
Manganese	0%	0%	6%

### Stage Two: Chemical Processing/Refining

	EU	USA	China
Nickel	13%	1%	65%
Cobalt	17%	0%	82%
Graphite <sup>1</sup>	0%	0%	100%
Lithium	0%	4%	59%
Manganese	7%	0%	93%

### Stage Three: Cathode or Anode Production

	EU	USA	China
Cathode	0%	0%	61%
Anode <sup>1</sup>	0%	0%	83%

### Stage Four: Lithium ion battery cell manufacturing

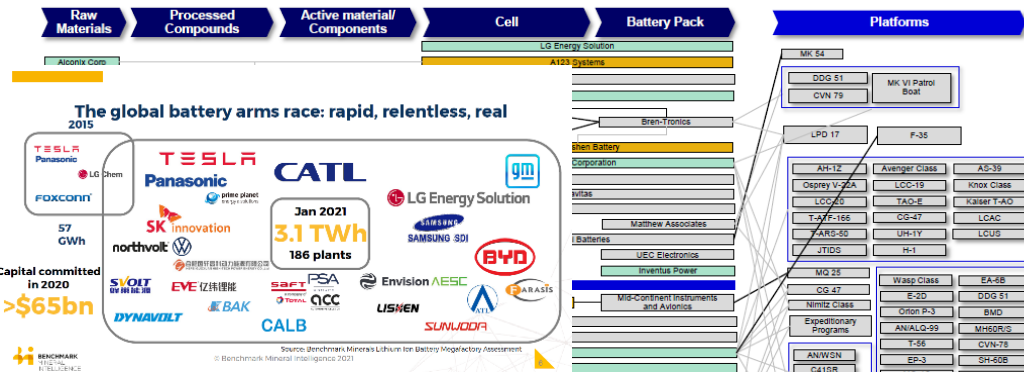
	EU	USA	China
Cells	6%	10%	73%



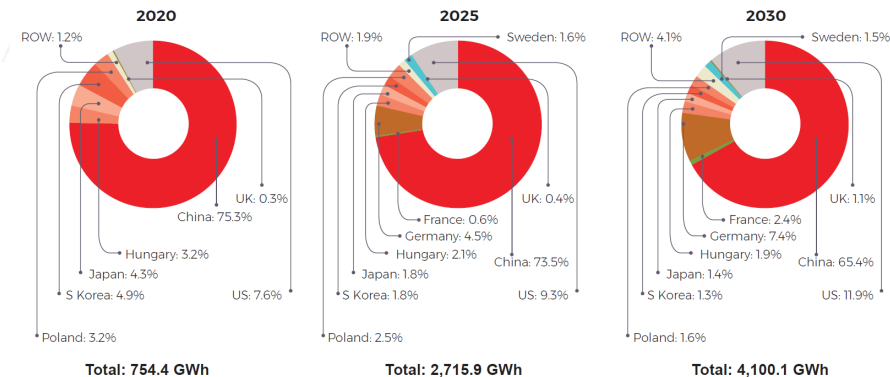
## Navy Battery Supply Chain Map and Foreign Dependency – Preliminary Data



As of June 24



## Lithium ion Battery Cell Capacity by Country



Chinese companies are inside the advanced battery supply chain for critical defense systems



# Energy Today

## Energy: Get it done!

- Increasing logistics to
- Unnecessary readiness
- Overusing equipment of its lifecycle
- Non-deployable capacity



## Operational Energy & Logistics Challenges, and DoD Leadership



WWII would take the current 760 years



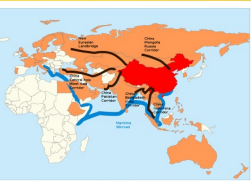
## China and Energy

### Belt Road Initiative

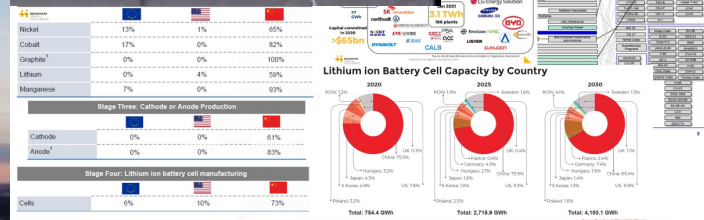
- Expand China's influence
- Provide Aid to developing countries
- China recognizes successful
- Energy infrastructure
- Naval bases

### Competition in China Perspective

- China's territorial claims includes offshore oil
- 'Attack alliances, then attack logistics.' - Sun Tzu
- "Fighting the Fight that Fits One's Weapons" and "Making the Weapons to Fit the Fight" - Qiao Liang and Wang Xiangsui



## battery supply



Chinese companies are inside the advanced battery supply chain for critical defense systems





# Energy Constrains All Naval Operations



*Energy is a combat enabler... and a vulnerability*



## Operational Realities

- The enemy is not fighting fair – economics, proxy forces...Unrestricted Warfare – READ IT.
- Energy constrains Fleet actions
- Vulnerabilities increase the further you get away from CONUS
- Ground operations are constrained by linear, easily-identified lines of communication (LOC)

## The future Navy will face...

- Both Near-Peer and out-matched competitors are actively developing/deploying weapons to target our weaknesses, including the energy supply chain
- High-power weapons systems are coming
- The Navy is expected to function at greater stand off and at greater speed, which requires more power

**Energy Vulnerabilities**

- Enemy and proxy force interdiction
  - Choke points
- Natural and man-made disasters
  - Near-Peer SOE ownership
- Cyber and SCADA system attacks
  - Price volatility
- Extended lines-of-communication
  - Support asset vulnerability



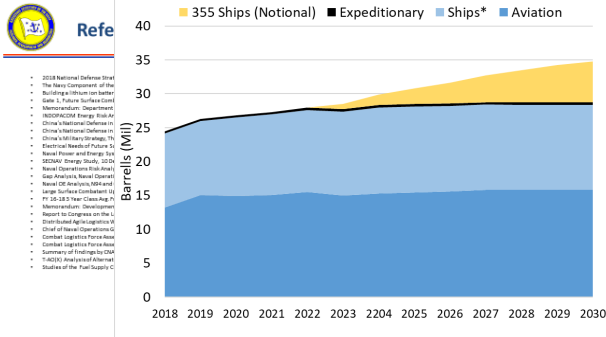


# Department of the Navy Operational Energy



## Warfighting Impact

- 75% of energy consumption in the Navy is operational.
- Significant Operational Energy **challenges** with current demand constrain Naval reach, persistence and lethality; limiting our ability in near-peer competition
- **Fuel demand is going up across the Navy and Marine Corps – 15%;** by 35% considering 355 ships
- Power demand is going up across all platforms; on ship is projected to more than double by 2030



- Increased Warfare Sys Energy Availability
- Enhanced Platform Mobility
- Advanced Forces & Platforms
- Advanced Weapon System & Sensor Enablers

## Current DON Goals

1. Extend operational reach of current and future weapons systems through more effective use of energy ■ ■ ■
2. Reduce energy consumption and external energy logistics requirements to forward deployed strike groups ■ ■
3. Increased energy resilience of forward bases, supply depots, and cooperative security ■ locations – Get more energy to the warfighter
4. Increase the effective use, conversion, storage, distribution, and control of energy to enable integration of future weapons and sensors onto platforms ■ ■ ■
5. Foster and guide an energy culture in our sailors and marines through policy, training and education ■ ■

**Energy is great power competition is at the base of the kill chain**

Unclassified//Distribution A



# What do we do?

- Solutions we are working on are amazing things
  - Hybrid vehicles
  - Electric small boats
  - Unmanned refuelers (MQ-25)
  - Hydrogen Solutions
  - Directed Energy Weapons Systems
- Waste reduction
  - Inefficient systems
  - Marines and Sailors executing tasks without full consideration – Inspect what you expect
- Do not accept no for an answer from the troglodytes

Remember that your experience is insufficient for you to be correct about most things. Read prolifically.



# Top Objectives - System of Systems Solution

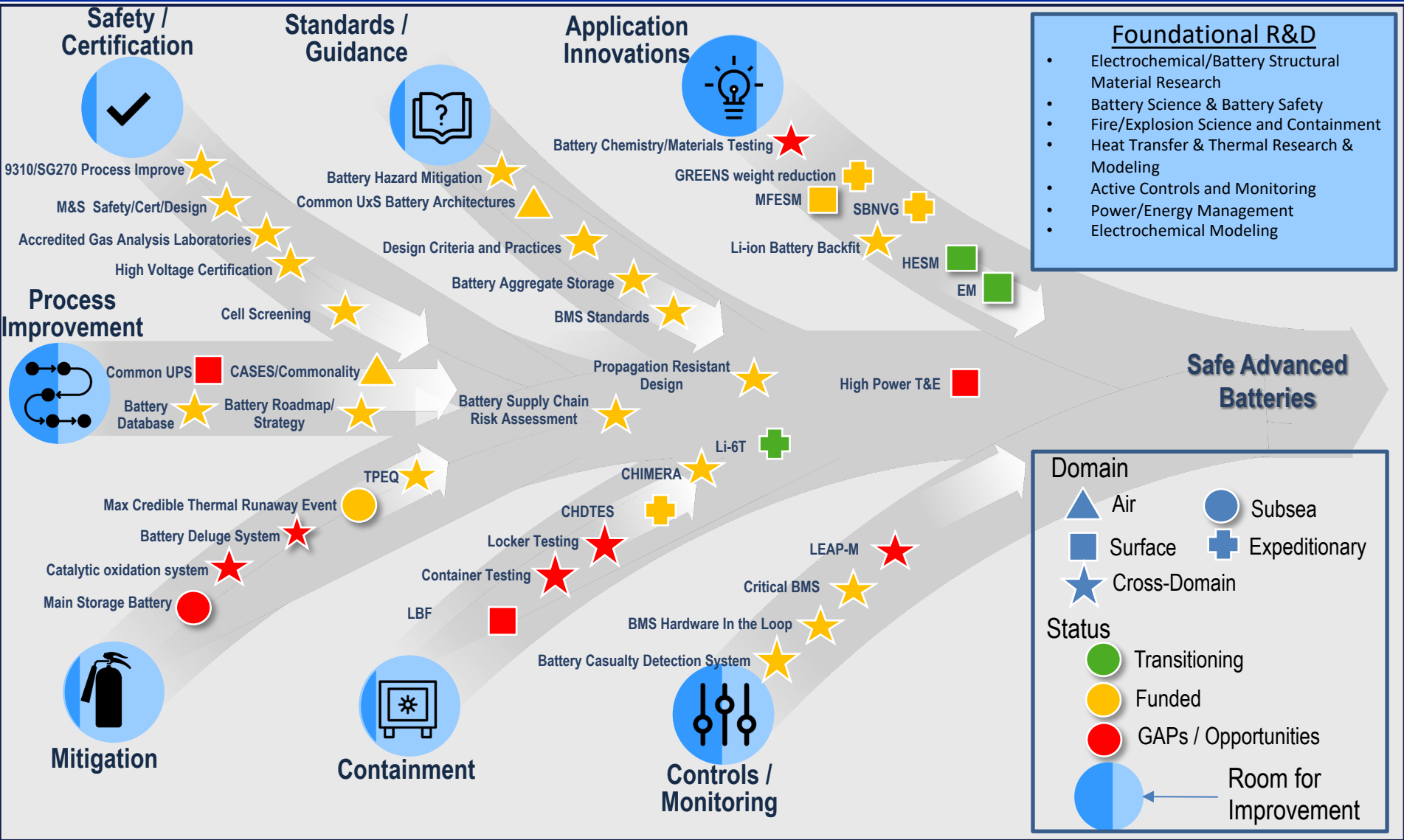
Unclassified



- **Inform energy requirements** related to platform design and batteries
- **Establish/modify policy** to guide energy Key Performance Parameters and Energy Supportability Analysis, Energy Metering and Monitoring, Data Management, and Advanced Battery Strategy to include battery acquisition, employment, sustainability, safety and certification
- **Translate** Top Level Requirements, Naval Capability Evolution Plans to a power and energy demand/capacity value to inform decisions; understand dependencies, impacts, and identify risks
- **Establish a protocol/methodology** to aggregate & analyze platform/system power and energy data to facilitate coordination & data accessibility by OPNAV/CNIC requirements/action officers, program offices and technical warrant holders/technical authority to inform their decisions in their respective functional areas.
- **Identify data needs, data sources, data gaps; and collect data** to support the above



# Safe Advanced Batteries



UNCLASSIFIED//FOUO// Distribution Statement D.

Distribution authorized to the Department of Defense and U.S. DoD contractors only administrative (8-27-2019). Other requests shall be referred to DASN RDT&E





# Changing the Rules: Energy and the perception of capability to deliver violence

- Reasonable lessons from the last wars....
  - US unwilling to take casualties
  - Small forces closing the sensor-shooter link aggregating greater fires
  - LOCS are easy to target
  - Missiles beat hardening/armor
- Change the rules
  - Aggregate fires, NOT forces
  - Make isolated forces persistent
  - Overcome external lines of communication
  - Complicate targeting
  - Weapons systems operating at
    - Longer range
    - Longer time on station
    - Reduced Signatures
  - Unman platforms
  - Use risk-worthy logistics fuel platforms
  - Rethink prepositioning

How is energy going to help us do this?

Directed energy weapons

Optical communications

Advanced sensors

Unmanned systems that can spend days over the horizon



Isolated forces that can remain unsupplied for 60 days

Reduced signature / silent or quiet platforms

Low profile



**Rethinking the way  
we generate,  
distribute, store, and  
control energy.**



***Energy is the basis of credible force in combat and the  
basis of the projection of that force***



# Training, Education and NPS

- Education impact on the fleet and fleet Marine forces is fast
- Students at NPS are a huge resource
- Applied curricula
- Experienced professors
- The integration of requirements and development

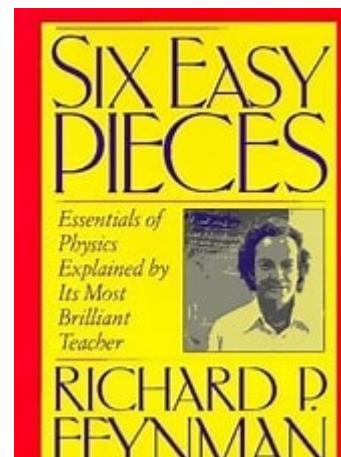


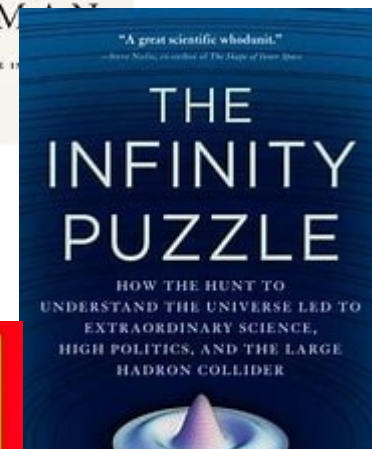






# Naval Post Graduate School Solutions

- Applied research by students and faculty
  - Unmanned Systems and math behind requirements
  - JLTV optimization with LION batteries
  - Behavioral studies on Marines
  - Competency study on Naval Logisticians
- Curricula development
  - Directed Energy
  - Unmanned System
  - Refuel logistics
- Opportunities
  - Model Based Systems Engineering
  - Conditions based maintenance
  - Power sensing
- Get in front of me



# Read







# WAIT - READ


## The basis of Operational Energy Beyond Tactics and Operations

### Predominate basis of *Operational Energy*

- National Security Strategy
  - Title 10 Acquisition Policy
  - Title 10 §2926
1. Extend operational reach of current and future weapons systems through more effective use of energy ■■■
  2. Reduce energy consumption and external energy logistics requirements to forward deployed strike groups ■■
  3. Increased energy resilience of forward bases, supply depots, and cooperative security ■ locations – Get more energy to the warfighter
  4. Increase the effective use, conversion, storage, distribution, and control of energy to enable integration of future weapons and sensors onto platforms ■■■
  5. Foster and guide an energy culture in our sailors and marines through policy, training and education



- #### US Code
- Title 10 Energy
    - §2911
    - §2912
    - §2924
    - §2925
    - §2926
  - Title 10 Acquisition
    - § 1704
    - § 2302
    - § 3103
    - § 3252
    - § 4211
    - § 4820
  - Title 42
    - §8254
    - §17143



- #### DoD Policy
- OSD Energy Strategy
  - DODI 4180.01
  - DODI 4140.25
  - DOD 5000 and CJSI 5123
- #### DoN Policy
- DON Operational Energy Goals
  - SecNavInst 4101.3
  - SecNavInst 5000
  - SecNavInst 5430



# Back up slides follow





# OE Priority Gaps and Opportunities



- Cyber Defense for Control Systems
- Fuel/Energy Distribution Technology for Contested Environments
- Thermal Technology Development
- Power System Development ISO Directed Energy
- Advanced Batteries (mitigation/ shipboard certification)
- Alternatives to Li-ion storage devices
- Hydrogen (generation/storage/safety/logistics/certification)
- UxV Technology Development (ISO endurance, capability, autonomy, integration, and C2)
  
- Tradespace for platform energy – eKPP – Energy limited capability
  - System M&S / Scenario M&S / SOSAT
  - 10 years/15 years

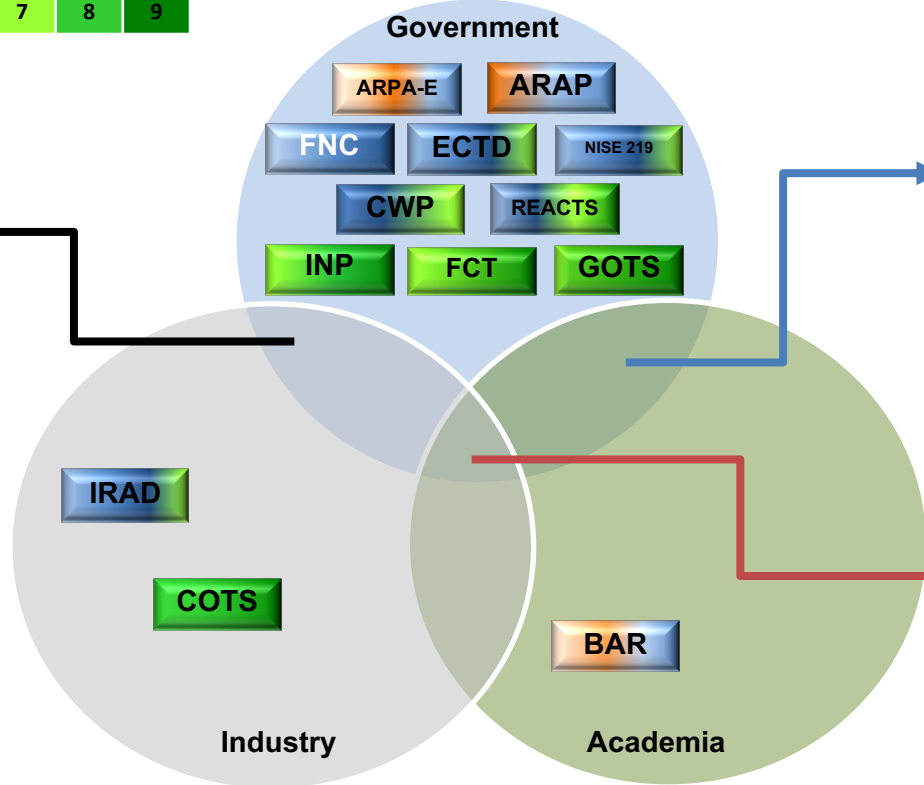


# Alternative Funding Sources

## Academia Vs. Industry Vs. Government

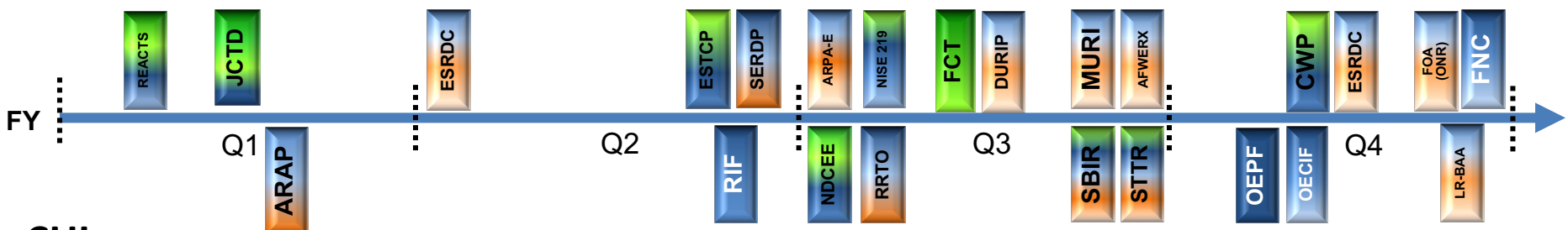


- SBIR
- STTR
- RIF
- DPA
- APTO
- JCTD
- DIU/DIUx



- ESRDC
- FOA (ONR)
- DURIP
- MURI

- LR-BAA
- NISN
- AFWERX
- SERDP
- RRTO
- DARPA
- OEClF
- OEPF
- CRADA
- ESTCP
- NDCEE



CUI

CUI

Distribution Statement D: Distribution authorized to the Department of Defense and U.S. DoD contractors only; administrative/operational use; as dated. Other requests shall be referred to DASN RDT&E.





# Operational Energy

CUI

**\*Classified assessment available**



Topic	Metric	Status	Comments
Policy/ Authority	Energy Policy Implementation across DON	Yellow	eKPP and requirements – Policy documents in progress – Est – 1 October Energy metering & monitoring memorandum – Est 1 Sept Advanced Battery Policy – Est 1 October
	Funding authorities leveraged (OECIF, 2912, etc)	Green	PB22 – Additional \$25M via CAPE effort focused on Ships OECIF \$xxM, \$100M available for advanced batteries, BEST office POM-23, CAPE SPR, and climate tasker → Big Navy ask across FYDP
Weapons System Support*	Unmanned Systems	Yellow	MK-18 Mod 2 - Hybrid Tiger (Group II - w 4 days persistence) Funded UxS Logistics under-resourced
	Ships	Green	LCS Stern Flaps and additional shipboard efficiencies funded in FY22 GENESYS Energy C2 to be installed on 7 DDG 51s (2021) TAO-205 Energy efficient engine funded. MVDC (12kV) Study funded to inform future investment/risk
	Aviation	Yellow	MQ-25 battery replacement – In progress Common Aviation Li-ion battery (CASES) – Funded – in progress
	Ground	Yellow	Focus on hybridization & electrification: MTRV 2.0; ULTV; ARV Micropower POM-23 effort in progress Directed Energy and persistent Group II ISR – R&D under-resourced
	Contested Logistics*	Red	Low profile fuel distribution – under-resourced NGLS – under-resourced Spt to MLR included in Naval Rqmts/ Energy C2 included in AWARE
NR&DE - Infrastructure	Operational power, energy, thermal infrastructure	Yellow	Initial funding identified for advanced battery fire testing and fire fighting Gap between a ship agnostic ITF and a DDG(x) LBTS No plans for thermal testing and integration Thermally Enabled Architectures for Pulsed Power Systems (TEAPPS)
DON OE GOALS	Supporting great power competition.* (See Backup)	Yellow	Warfighting Capability -40% (improving) Sustainment - Fuel consumption (growing), Battery costs (growing)
Industrial Base Issues	Industry inclusion in DON Safety Certification	Red	Initial industrial base proposals developed – Total requested \$410M \$20M resourced from 8132 Authority for a prototype



# Funding Program Data



Acronym	Description	Common TRL(s)	Group(s)	Prop Due*
AFWERX	Air Force Technology Accelerator	1-6	G-AI	June
APTO	Advanced Power & Technology Office	6-8	G-I	Rolling
ARAP	Applied Research for the Advancement of S&T Priorities	3-5	G	November
ARPA-E	Advanced Research Projects Agency-Energy	1-5	G	April
BAR	Basic and Applied Research	1-5	A	Jan - August
COTS	Commercial off the shelf	8-9	I	Rolling
CRADA	Cooperative Research and Development Agreements	4-7	G-IA	Rolling
CWP	Coalition Warfare Program	5-7	G	August
DARPA	Defense Advanced Research Projects Agency	1-7	G-AI	Rolling
DIU/DIUx	Defense Innovation Unit	7-9	G-I	Rolling
DPA	Defense Production Act	4-9	G-I	Rolling
DURIP	Defense University Research Instrumentation Program	1-4	G-A	May
ECTD	Emerging Capabilities Technology Development	4-7	G	Rolling
ESRDC	Electric Ship Research & Development Consortium	1-4	G-A	Academic Schedule
ESTCP	Environmental Security Technology Certification Program	5-7	G-AI	March
FCT	Foreign Comparative Testing	7-9	G	May
FNC	Future Naval Capabilities	4-6	G	September
FOA (ONR)	Funding Opportunity Announcement	1-4	G-A	September
GOTS	Government off the shelf	8-9	G	Rolling

Acronym	Description	Common TRL(s)	Group(s)	Prop Due*
INP	Innovative Naval Prototype	7-9	G	Rolling
IRAD	Independent Research and Development	4-7	I	Academic Schedule
JCTD	Joint Capability Technology Demonstration	6-9	G - I	October, November
LR-BAA	Long Range Broad Agency Announcements	1-4	G-AI	September
MURI	Multidisciplinary Research Program of the University Research Initiative	1-4	G-A	June
NDCEE	National Defense Center for Energy & Environment	5-8	G-AI	April
NISE 219	Naval Innovative Science & Engineering	4-7	G	April
NSIN	National Security Innovation Network	1-6	G-AI	Varied
OECIF	Operational Energy Capability Improvement Fund	4-6	G-AI	August
OEPF	Operational Energy Prototyping Fund	6	G	August
REACTS	Energy Resilience, Efficiency, mission Assurance, energy Conservation, Training and education, energy Security	4-9	G	October
RIF	Rapid Innovation Fund	5-6	G-I	March
RRTO	Rapid Reaction Technology Office	3-6	G - AI	April
SBIR	Small Business Innovation Research	1-7	G-I	June
SERDP	Strategic Environmental Research and Development Program	3-6	G-AI	March
STTR	Small Business Technology Transfer	1-7	G-I	June

\* Proposal due dates subject to change based on program funding or call duration

CUI

Distribution Statement D: Distribution authorized to the Department of Defense and U.S. DoD contractors only; administrative/operational use; as dated. Other requests shall be referred to DASN RDT&E.



# Energy REACTS Project Selection Criteria

Proposals will be evaluated and selected for funding based on the following factors. Non-compliance with any single factor is sufficient for a proposal to be eliminated.

- 1. Focus Area for Generating OE Savings** – Proposed project must realize savings or demonstrate a benefit through operational energy resilience, efficiency, mission assurance, conservation, training and education, and security for improved readiness, lethality and combat capability.
- 2. Alignment with Overarching OE Goals** - Energy REACTS projects will fill technical, operational, and industrial base gaps that aligns with SECNAV Goals, DON OE Goals; and addresses a gap(s) in one of the listed energy categories and domains. A project alignment designator will be provided using the format shown in Figure C-4.
- 3. Transition** – Proposed projects must have a direct transition path or demonstrated impact to item (1) or (2) above. A transition partner, path and timeline must be identified.
- 4. Auditable ROI or Benefit** - Project must show a clear benefit or return on investment after successful transition of the project. The project must define the process by which the benefit or savings realized after project completion will be measured and tracked. This benefit or measure can be expressed in energy cost savings or in terms of value added. The energy savings calculation process, database, and baseline information must be provided.
- 5. Project purpose** – Energy REACTS funds should not augment appropriated programs of record. 10 U.S.C. § 2214 prohibits the use of Energy REACTS funds for any item for which Congress has denied funds. Energy REACTS funds shall not be used in lieu of, or as a replacement for, existing or anticipated future programming and budgeting shortfalls, nor should it be used in any future budgetary planning.
- 6. Project Plan** – The proposed project must meet the fiscal and legal requirements of appropriation type. Recipient BSOs and NOEEB/NOESB Stakeholders will ensure projects meet the fiscal and legal purposes pursuant to references 10 USC § 2912, FMR Vol 12 Chapter 12, and FMR Volume 2A (Chapters 1-3)
- 7. Project milestones, deliverables and spend plan** should be clearly identified and completed to support an identified fleet/field need timeframe (such as Initial Operational Capability, maintenance depot timeframe, etc...), inform a Capability Requirement, inform a policy, or any other identified transition pathway.



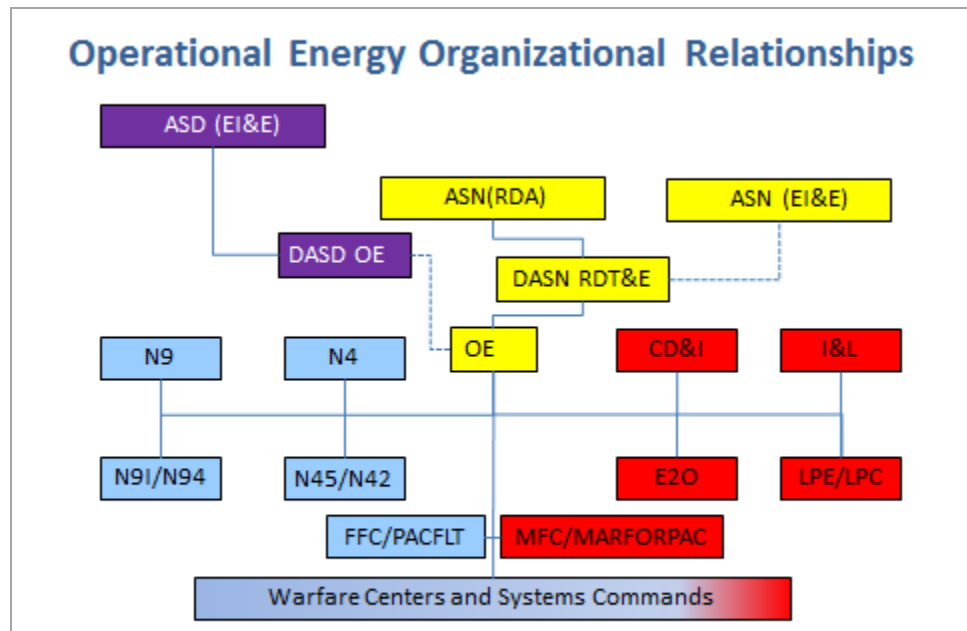
# Backups



# OE Roles & Responsibilities

- Work with DON Systems Commands, PEOs, and PMs to ensure major acquisitions appropriately consider the benefits of energy efficiency to combat capability, system supportability, and life cycle costs.
- Work with Type and Fleet Commanders to ensure operational commanders assess and mitigate energy-related risks to operations.
- Develop DoN-level policy and guidance for operational energy policy and programs.
- Inform the development of wargames, future force requirements, acquisition programs and influence tactics, techniques, and procedures in operational maneuver with modelling and simulation.
- Coordinate with ONR on ongoing research and emerging energy technologies.
- Collaborate with DOE, DLA, and other federal agencies on new fuel sources, including advanced biofuels.

- Understand the energy impact of DON acquisitions, research and development, including advanced weapons systems.
- Review and validate energy service budgets.
- Lead energy related behavior change and incentivization efforts across DON operational commands.

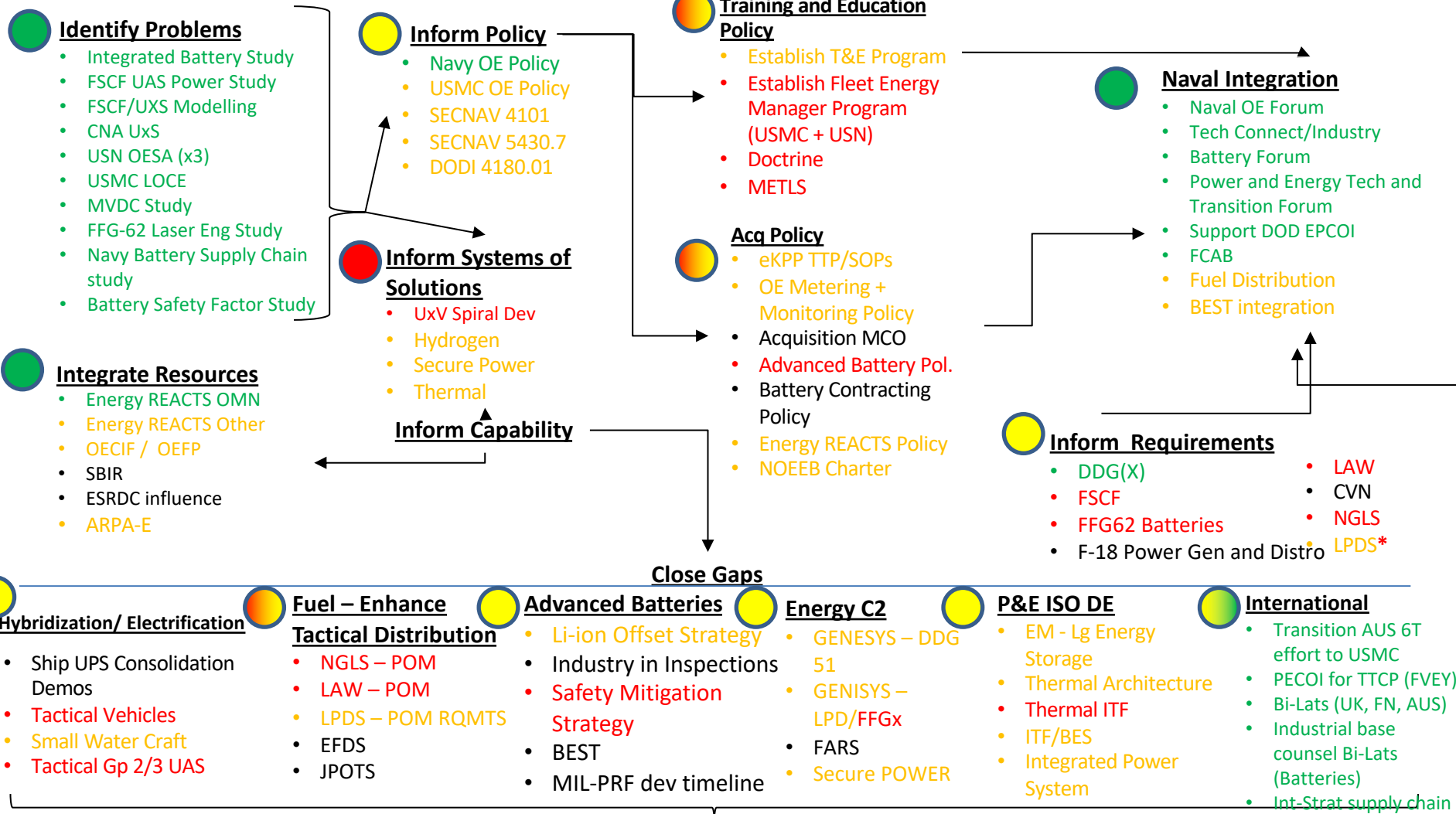






**Staffing Risk:**  
**Mitigated Risk**  
**Managing Risk**  
**Unmitigated Risk**

# OE FY22 Goals



DON OE informs policy, capability, and requirements